

LEDLima Connection-Kit

OPPLE

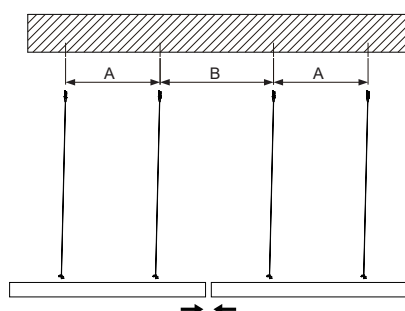
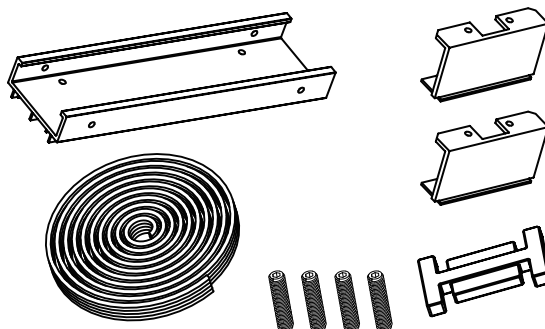
Version date 04-12-2019
www.opple.com

Item
Code



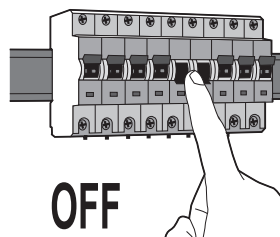
599006008900

0.29 kg

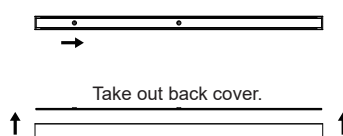


Model	A	B	Max linear lamps quantity
LED Lima-L12-15W-U19	800mm	400mm	16 pcs
LED Lima-L12-30W-U22	800mm	400mm	8 pcs
LED Lima-L15-18W-U19	1100mm	400mm	16 pcs
LED Lima-L15-36W-U22	1100mm	400mm	8 pcs
LED Lima-L12-15W-U19-DALI	800mm	400mm	16 pcs
LED Lima-L12-30W-U22-DALI	800mm	400mm	8 pcs
LED Lima-L15-18W-U19-DALI	1100mm	400mm	16 pcs
LED Lima-L15-36W-U22-DALI	1100mm	400mm	8 pcs

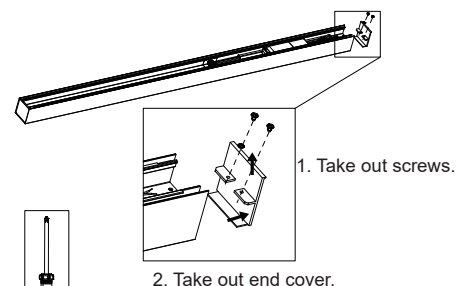
①



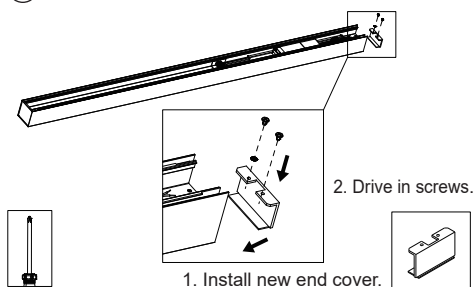
②



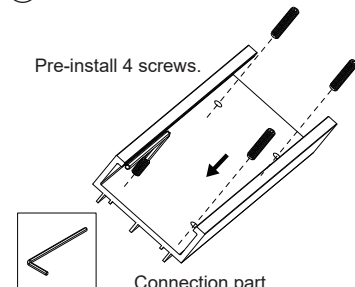
③



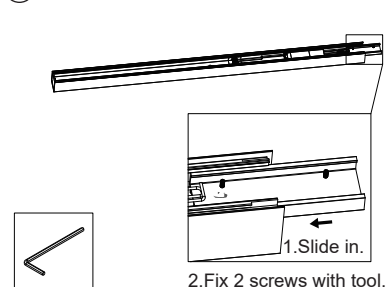
④



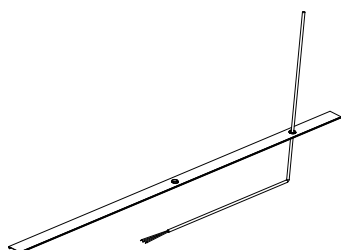
⑤



⑥

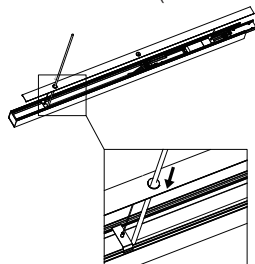


⑦

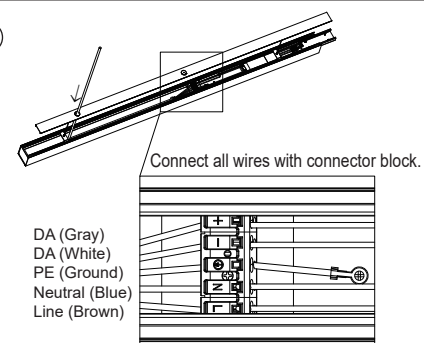


⑧

Insert 230V cable into the back cover, from side hole (not middle hole).

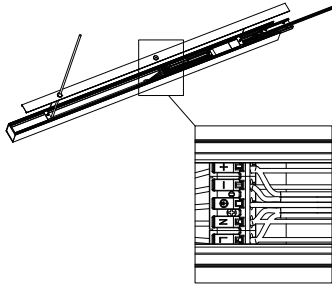


⑨



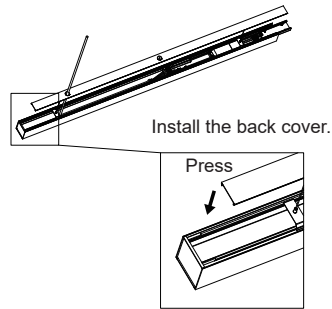
DA (Gray)
DA (White)
PE (Ground)
Neutral (Blue)
Line (Brown)

- ⑩ Connect all wires of the Connection Kit cable to the connector block of the first luminaire.

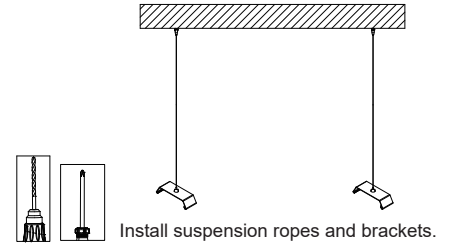


DA (Gray)
DA (White)
PE (Ground)
Neutral (Blue)
Line (Brown)

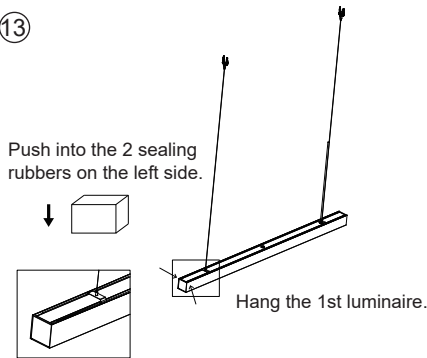
- ⑪



- ⑫

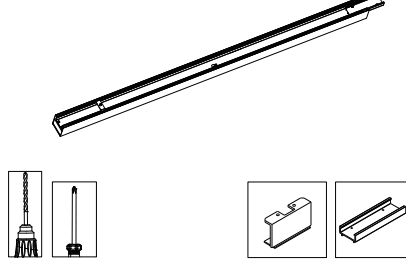


- ⑬

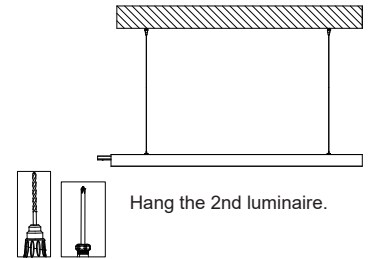


- ⑭

2nd luminaire
Insert 2 new end covers and connection part in advance.



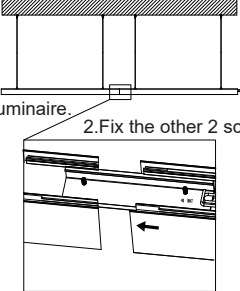
- ⑮



- ⑯

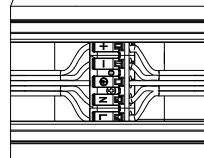
Connecting luminaires.

- 1.Slide in 2nd luminaire.
2.Fix the other 2 screws.



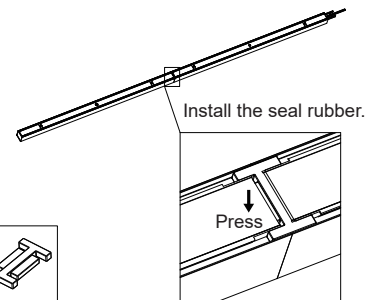
- ⑰

Connect all wires of the Connection Kit cable to the connector block of the 2nd luminaire.

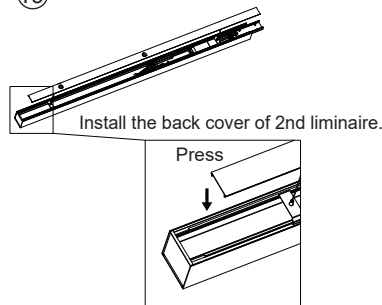


DA (Gray)
DA (White)
PE (Ground)
Neutral (Blue)
Line (Brown)

- ⑱



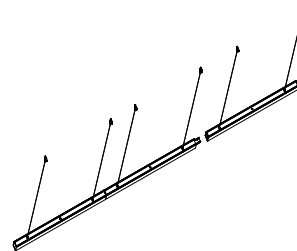
- ⑲



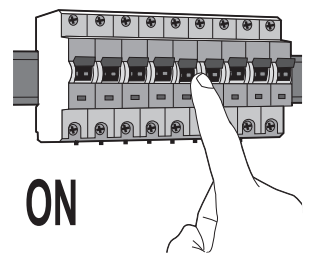
- ⑳

○ ○ ○ ○ ○ Repeat steps 14-20 until last luminaire.

- ㉑



- ㉒



In case of damage to the wire, it has to be replaced only by the manufacturer, distributor or by an expert, to avoid risks.

Caution: Any operation on LED module is forbidden while power-on.

Zur Vermeidung von Risiken müssen defekte Leitungen ausschließlich vom Hersteller, Inverkehrbringer oder Fachmann ausgetauscht werden.

Achtung: In Betrieb ist keine Arbeit am LED-Modul erlaubt.



Data subject to change
Les données sont sujettes à modifications
Änderungen vorbehalten

Suzhou Opple Lighting Co., Ltd.
215200
East Side, Fenyang Road,
Fenhu Economic Development Zone,
Wujiang City, Jiangsu Province,
P.R.China

OPPLE Lighting B.V.
Materiaalweg 6-6A
5681 RJ Best
The Netherlands
service@opple.com
www.opple.com